

Add style and vibrancy
to your home or
project surrounds

For new and existing concrete

Choose from:

- Paving patterns or free form designs
- Smooth or tactile textures
- Single or multi-coloured finishes


overlays
experience the difference

 **CONCRETE
COLOUR
SYSTEMS®**
Creating beautiful spaces



Ocean Sand




Silver Birch



Hazel



Shale



Off White



Natural



Sandy Beige



Almond



Riversand



Pale Eucalypt



Blue Mountain



Greystone



Coral



Red Planet



Fossil



Canyon



Atlantic



French Grey



Tuscan Zest



Brick Red



Truffle



Tahiti



Midnight Blue



Storm Grey



Terracotta



Tannum



Jaspine



Canacao



Graphite



Forest

Front: RACQ commercial project featuring Shale, Natural and Graphite.
Back: Residential project featuring Graphite and Off-white.

For Commercial and Residential Applications

Mix colours, textures and patterns to create impact or individualise your project.


Stylepave provides great versatility and choice to designers and project owners.

Single colours can be used to provide elegance or understated effects. Alternatively, use multiple colours in consecutive spray applications to add contrast and interest.


A variety of surface textures can be created by your applicator by fine-tuning the air settings and/or the aperture of the Hopper nozzle during the spray application of the Stylepave Resurfacing Compound.

Finally, the overall appearance can be varied by choosing paver, tile or brick stencils; purpose-made motifs and inserts; or geometric or freehand designs.

Each of the above aspects should be discussed with your applicator during the project planning stage. Or request your applicator to provide samples demonstrating the various options.



Grey Random Speckle



Brown Random Speckle



Fine Grain



Augustan Stone



Timber Grain



Custom Pattern Design

The above photos depict six of the many finishes that can be achieved with the Stylepave Overlays.



The Stylepave Overlay is spray applied by hand with a compressed air controlled hopper gun.

A quick summary of how the Stylepave Overlay is installed.

The CCS Resurfacing Compound is made up of hard-wearing sands, cement and a special acrylic additive that adheres to the concrete whilst providing high resistance to foot and vehicle traffic.

After comprehensive preparation of the concrete surface, the Resurfacing Compound is mixed on-site by your applicator and then two coats are spray applied. After sufficient drying, two coats of a clear sealer are then applied to provide protection against dirt, oil and grime. The composition makes for a system that is tough, hard-wearing and versatile.

For project and colour inspiration visit the gallery at concretecoloursystems.com.au

1800 077 744

info@concretecoloursystems.com.au



YOUR APPLICATOR

Concrete Colour Systems is one of Australia's leading suppliers of applied decorative concrete products. Discover the range of concrete finishes at concretecoloursystems.com.au.

Colour Swatch Guidelines and Limitations

Please note that the swatches contained in this brochure should be used as a guide only - rather than an exact match. A feature of the Stylepave Overlay System is that each project is hand crafted by experienced applicators. Typically, this occurs in open spaces which are subjected to a variety of changing weather conditions, including wind, humidity, temperature, sunlight and rain. A broad range of viscosities of the mixture can be used and then spray applied which creates different surface textures and in turn, will cause variations to the colour of the enclosed swatches. We recommend that you consult with your applicator and view samples of the finishes in order to familiarise yourself with colours and textures.

HEAD OFFICE: 14-24 Monte-Khoury Drive, Loganholme QLD 4129 | 07 3412 8111 SYDNEY: 02 9677 1056



Creating beautiful spaces